


GEOLOGIC MAP AND SECTION OF THE EASTERN SAN GABRIEL MOUNTAINS

0 1/4 1/2 1 2 miles.

LEGEND


SEDIMENTARY ROCKS

Quaternary

 Recent alluvium

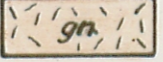
CRYSTALLINE ROCKS


Pre-Cambrian? Jurassic

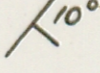
 Granite (massive)

Pre-Cambrian? Jurassic

 Pelona schists
 Chlorites and mica schists interbedded with impure quartzites and marble.

CRYSTALLINE ROCKS

Pre-Cambrian?

 Gneisses (undifferentiated)
 Includes both ortho and paragneisses.


 Fault
 Certain where line is solid.
 Inferred where dashed.
 U- upthrow.
 D- downthrow.


 Dip and strike of beds.

