


GEOLOGY OF A PORTION OF THE HUMPHREYS QUADRANGLE, CALIFORNIA

Flint - d - 1939
BS

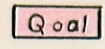
LEGEND

FORMATIONS


RECENT ALLUVIUM




OLD ALLUVIUM




SAUGUS



MODELO



MINT CANYON



SS., SH., CG.,

ASH



STRUCTURE

CONTACT



FAULT



ANTICLINE



SYNCLINE



TOPOGRAPHY BY NESSLER

GEOLOGY BY DELOS FLINT

