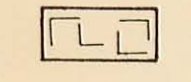


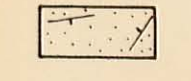
EXPLANATION



Overburden




Graphic granite
medium- to coarse-grained microcline
perthite-quartz pegmatite, with
minor tourmaline




Layered aplite
fine- to medium-grained, sugary
textured albite-quartz-microcline-
tourmaline pegmatite



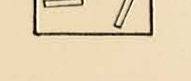
Quartz-perthite pegmatite
fine- to coarse-grained rock with
minor tourmaline and rarely biotite




Border zone
fine- to medium-grained quartz-
microcline-plagioclase-biotite pegmatite




Massive quartz




Coarse blocky perthite



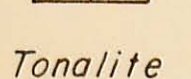
Tourmaline



Garnet

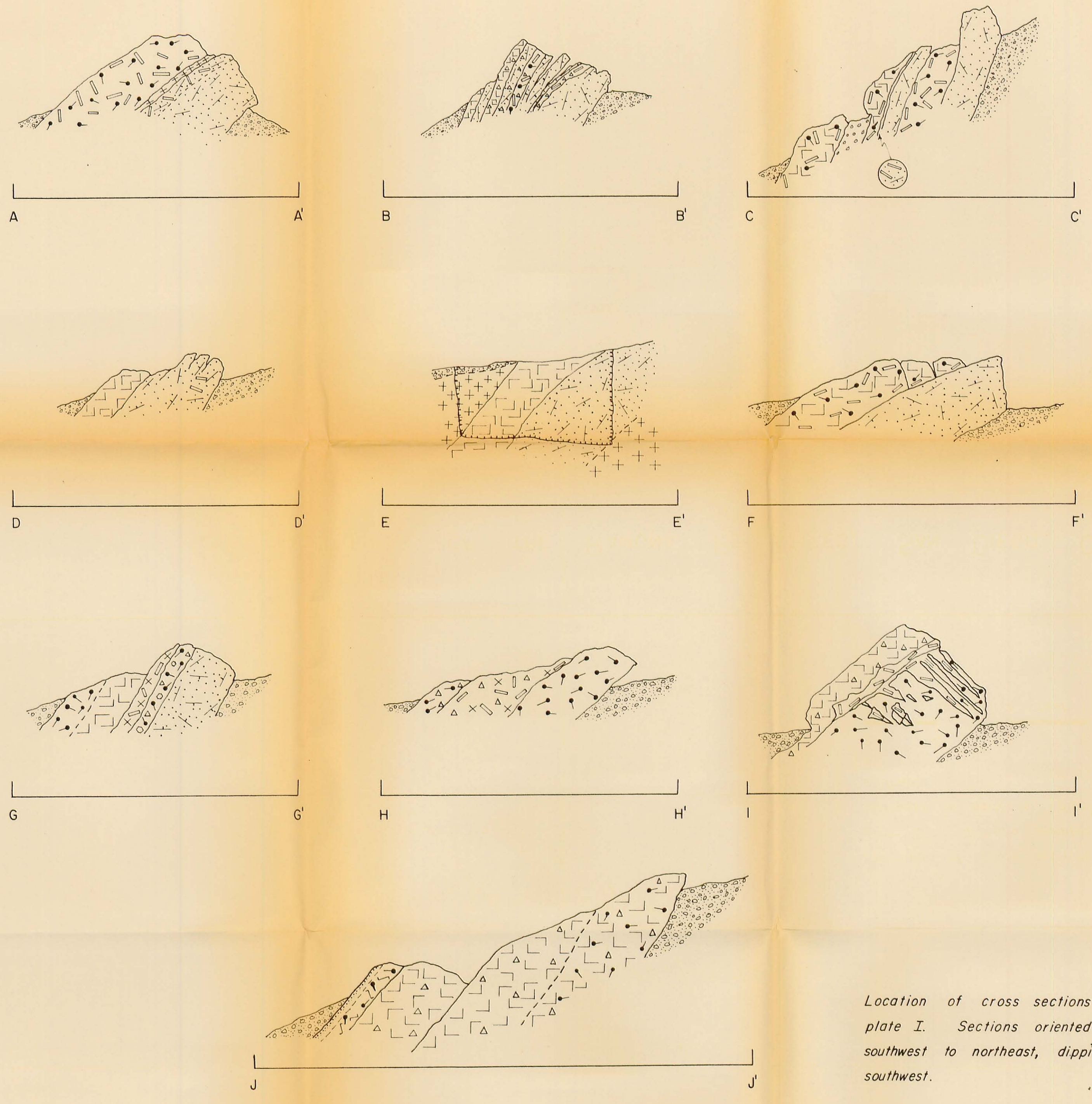


Biotite

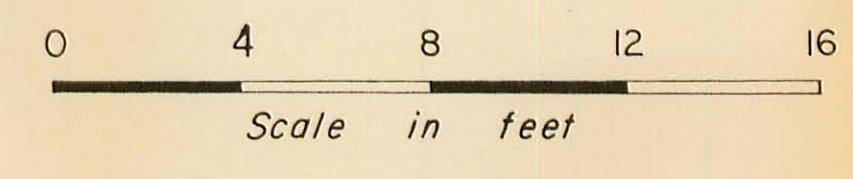


Tonalite

--- Contact, dashed where approximate



Location of cross sections shown in
plate I. Sections oriented approximately
southwest to northeast, dipping to the
southwest.



Prepared by D. Simpson 3/1960