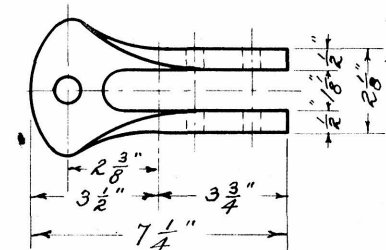
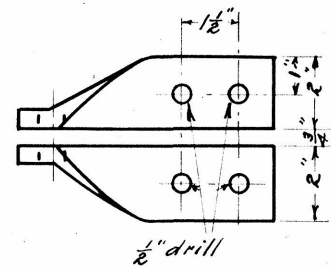
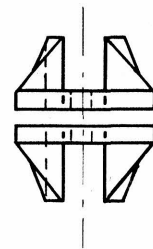


Snug fit in channel of 4" I-beam

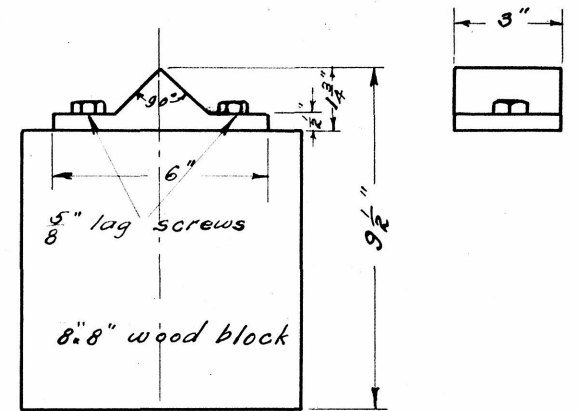
Web thickness of 4" I-beam.

DRAW BAR SUPPORT

1- Required material steel.

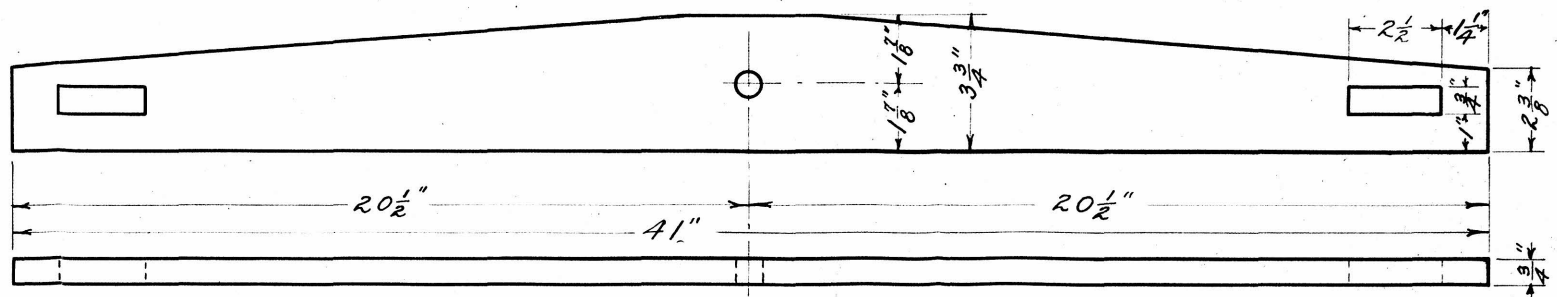


BRACKET
1-Set required
Material 1/2"x2" W.I.



FULCRUM

Placed on wooden block
1- Required material steel.



TREE

1- Required mat. steel.

DRAWING N° 12.

DETAILS
AUTO TESTING PLANT
THROOP COLLEGE OF TECHNOLOGY
Pasadena Cal.
Scale 1/2"=1" April 3 14.
Drawn and traced by H.B. Gerckens